

## 1935 Silver Jubilee Stamps of King George V



### An Illustrated Catalogue of the Flaws and Varieties Found on the Booklet Stamps

By Harvey J Russell

## A Catalogue of the Flaws Found on the Booklet Stamps of the 1935 Silver Jubilee of King George V

By Harvey J Russell

Looking for a list of the flaws found on these stamps, I was surprised to find that no one had yet thought to make one. I therefore decided that - as I was interested - then others would be also. Accordingly, I set about trying to find out exactly what was known. First off I approached several specialist GB dealers, and asked for their lists of varieties. I was met with blank looks and a wall of silence: such lists were unknown! I then had the idea of looking through the dealers' sale lists that I had accumulated over several years. This exercise provided me with enough ammunition to start the catalogue.

I next contacted some friends in the 1935 Silver Jubilee Study Circle for their views, and for any flaws they might wish to see incorporated. The lists didn't exactly come flooding in, but the suggestions for the form the list or catalogue should take, did.

After some discussion, it was agreed that a dedicated numbering system should be used to identify the flaws and varieties included in the list, and to separate the upright watermark stamps from those with the watermark inverted. The numbering system determined upon is illustrated here, as an example only:

### 2B1B

The first number - **2** - shows that the watermark is inverted. The first letter - **B** - shows the face value of the stamps (in this case 1d). The second number - **1** - gives the position of the object stamp within the issued four stamp pane. The final letter - **B** - is a check letter to ensure that the correct item is being referred to.



Had the watermark been upright, then the first number would have been **3**. The first letter could be **A** (for the ½d stamps); **B** (1d); **C** (1½d). The second number will range from **1** to **4**, and the final letter can be anywhere between **A-Z**. The decision to show the different watermark types by the numbers **2** or **3** was influenced by the standard catalogue descriptions of these stamps as "type 2" for the inverted watermark panes, and "type 3" for those with upright watermark. Stamps printed from sheets have only upright watermark, usually referred to as type 1, and are therefore excluded.

### Halfpenny Booklet Stamps

Qty. Seen

Catalogue No: 2A1A

**White dot below (Postag)e**



1

Catalogue No: 2A2A

**Extra jewel in left side of crown below and to left of fleur-de-lis**



1

Catalogue No: 2A2C

**Small green dot in upright of (JUBIL)E(E)**



2

Catalogue No: 2A3C

**Green dot between (J)UB(IL)EE**



1

### Watermark Inverted

Qty. Seen

Catalogue No: 2A1B

**Two white dots behind (PENN)Y**



1

Catalogue No: 2A2B

**Scratch above left side of crown**



1

Catalogue No: 2A3A

**Break in green outer frame below H(ALFPENNY)**



1

Catalogue No: 2A3D

**Green dot attached to base-line below (HALFP)EN(NY)**



3

### Halfpenny Booklet Stamps

### Watermark Inverted

Catalogue No: 2A3E  
**Weak lower frame line below (HALF)P(ENNY)**



2

Catalogue No: 2A3F  
**Short green line down from cross bar in (193)5**



1

Catalogue No: 2A3G  
**White dot attached to top left rim of crown**



1

Catalogue No: 2A4A  
**Piece missing from upright of (HAL)F(PENNY)**



1

Qty. Seen

Catalogue No: 2A4B  
**Green hyphen between (1)91(0)**  
(Same pane as 2A3E) Qty. Seen



1

## Halfpenny Booklet Stamps

Catalogue No: 3A1A  
**Rear serif detached  
 at base of (SILV)E(R)**




2

Catalogue No: 3A1C  
**White dot attached  
 to base of (19)3(5)**



1

Catalogue No: 3A2B  
**Green dot follows (Revenu)e**



1

Catalogue No: 3A3A  
**Green apostrophe below right  
 serif inside (J)U(BILEE)**



1

Catalogue No: 3A3C  
**(?)Retouch in top of (SIL)V(ER)**



1

## Watermark Upright

Catalogue No: 3A1B  
**Dot attached to inner  
 frame opposite crown**



1

Catalogue No: 3A2A  
**Small white dot below (HALFPENN)Y**  
 (Same pane as 3A3B – Cyl 35)



4

Catalogue No: 3A2C  
**White diagonal mark attached to right  
 frame above (Revenu)e**



1

Catalogue No: 3A3B  
**Upper green line shows half-way  
 break at top below (PE)NN(Y)**  
 (Same pane as 3A2A - Cyl 35)



4

Catalogue No: 3A3D  
**Weakness in upper green  
 line below (PE)N(NY)**




3

# Halfpenny Booklet Stamps

# Watermark Upright

Catalogue No: 3A4A  
**Green dot in top of  
diagonal of (PEN)N(Y)**  
(Cylinder 33)

Qty. Seen



4

# One Penny Booklet Stamps

# Watermark Inverted

Catalogue No: 2B1A  
**Red dot attached low on right side of (S)I(LVER)**

Qty. Seen



1


Catalogue No: 2B1B  
**Small break in upper frame line below (P)E(NNY)**

Qty. Seen



2

Catalogue No: 2B4A  
**Red dot in margin above (JU)B(ILEE)**



1

Catalogue No: 2B4B  
**Small red dot between (SIL)VE(R)**



1

## One Penny Booklet Stamps

Catalogue No: 3B1A

**"Tadpole"** attached to inside of top left quadrant of O(NE)



3

Catalogue No: 3B1C

**Fuzzy mark (?Retouch)** attached to outside curve of (193)5



1

Catalogue No: 3B2B

**White dot in base of V of (PENNY)**  
(Same pane as 3B4B)



1

Catalogue No: 3B3A

**Red dot above (JUBIL)E(E)**



3

## Watermark Upright

Catalogue No: 3B1B

**Fuzzy red dot** attached to rear of (JU)B(ILEE)



2

Catalogue No: 3B2A

**Red dot between (JU)BI(LEE) and small white dot at right hand end of double white lines at base**



3

Catalogue No: 3B2C

**White dot at top of P(ostage)**  
(same pane as 3B4C)



1

Catalogue No: 3B3B

**Red dot behind P(ENNY)**



2



## One Penny Booklet Stamps

## Watermark Upright

Catalogue No: 3B3C  
**Red dot in right margin level with top of (193)5**  
 (Same pane as 3B4G+)

Qty. Seen



1

Catalogue No: 3B3D  
**Red dot in lower margin below left leg of (O)N(E)**

Qty. Seen



2

Catalogue No: 3B3E  
**Red dot in left margin level with top of crown**

2



Catalogue No: 3B4A  
**Retouch below (S)I(LVER) and bottom rim of crown extends to left.** (Multipositive variety which is also present on Cyl 26)

6



Catalogue No: 3B4B  
**Red dot between (JUB)IL(EE)**  
 (Same pane as 3B2B+)

1



Catalogue No: 3B4C  
**Small red dot in centre of (J)U(BILEE)**

1



Catalogue No: 3B4D  
**Extra jewel at left below fleur-de-lis on upper rim of crown**

1



### Three Halfpenny Booklet Stamps

### Watermark Inverted

Catalogue No: 2C1A

**White "blob" on top bar of (PENC)E at junction with upright.**

Qty. Seen

3



Catalogue No: 2C1B

**Broken top bar to (PENC)E resulting from retouch to 2C1A**

Qty. Seen

4



Catalogue No: 2C1C

**Brown dot between leaves 4 and 5 in front of King's nose**

4



Catalogue No: 2C1D

**Small brown disturbance attached to inside of frame over right hand value tablet (Same stamp as 2C1C above)**

3



Catalogue No: 2C1E

**Brown dot below (P)os(tage) and small brown dot in tail of figure 2 at right**

4



Catalogue No: 2C1F

**Brown dot in margin below upright of (TH)R(EE)**

4



Catalogue No: 2C1G

**Brown dot in margin below (PENC)E**

4



Catalogue No: 2C1H

**Brown dot on line between light and dark panels below crown above (Pos)t(age)**

2



## Three Halfpenny Booklet Stamps

## Watermark Inverted

Catalogue No: 2C1I

**Small brown dot in lower margin below ends of three white lines**

Qty. Seen



2

Catalogue No: 2C1K

**Prominent brown scratch over JU(BILEE)**



2

Catalogue No: 2C1M

**Small brown dot in bottom margin below right leg of (TH)R(EE)**



2

Catalogue No: 2C1O

**Small brown dot below tip of third brown leaf from bottom behind King's head and small brown dot in top right of large 1 of left value tablet**  
(Different pane to 2C1L and 2C1P)



2

Catalogue No: 2C1J

**Small brown dot to right of (193)5**  
(Same pane as 2C3H)

Qty. Seen



2

Catalogue No: 2C1L

**Brown dot top right of large figure 1 in left value tablet**  
(Same pane as 2C2D)



6

Catalogue No: 2C1N

**Small brown dot over third brown leaf from base behind King's head**



2

Catalogue No: 2C1P

**Small brown dot in top right of large 1 of left value tablet**  
(Different pane to 2C1L and 2C1O)



1

### Three Halfpenny Booklet Stamps

### Watermark Inverted

Catalogue No: 2C1Q

Qty. Seen

**Small brown dot between top bar and outer curve of (193)5**



1

Catalogue No: 2C1S

**White mark over (Po)s(tage)**



1

Catalogue No: 2C1U

**Brown dot in centre of upright of T(HREE)**



1

Catalogue No: 2C1W

**Large brown dot in top left quadrant above King's forehead**



5

Catalogue No: 2C1R

Qty. Seen

**Small white dot below (Rev)e(nue)**  
(Same pane as 2C2G)



1

Catalogue No: 2C1T

**Small brown spur extends to left from upright of (SILVE)R**



5

Catalogue No: 2C1V

**Small brown dot in right margin directly opposite ends of top two frame lines**



2

## Three Halfpenny Booklet Stamps

## Watermark Inverted

Catalogue No: 2C2A

Qty Seen

**White dot in front of large 1 in left hand value tablet**  
(Same pane as 2C3A)

2



Catalogue No: 2C2C

**Brown dot in left margin by top of large 1 of left hand value tablet**

6



Catalogue No: 2C2E

**Brown dot in right margin by corner of event panel**

2



Catalogue No: 2C2G

**Brown dot in centre of (S)I(LVER)**

1



Catalogue No: 2C2B

Qty Seen

**Diagonal brown projection above (HALF)P(ENNY) in lower right quadrant**

9



Catalogue No: 2C2D

**Small white pearl over left side of crown above fleur-de-lis**

2



Catalogue No: 2C2F

**Large brown dot in top left quadrant above King's forehead**  
(Same pane as 2C1R)

1



Catalogue No: 2C2H

**Brown dot inside loop of (193)5**  
(Same pane as 2C4D )

7



### Three Halfpenny Booklet Stamps

### Watermark Inverted

Qty. Seen

Qty. Seen

Catalogue No: 2C2I

**Brown dot follows (TH)R(EE)**



4

Catalogue No: 2C2J

**Brown dot below (Reve)nu(e)**



5

Catalogue No: 2C3A

**Two small white dots follow (PENC)E**

(Same pane as 2C2A)



3

Catalogue No: 2C3B

**Brown dot between (Reve)nu(e)**



4

Catalogue No: 2C3C

**Retouch between (JUBI)LE(E)**



3

Catalogue No: 2C3D

**Small white dot over (PENC)E**



2

Catalogue No: 2C3E

**Weak tail to (Revenu)e**



1

Catalogue No: 2C3F

**Small bud on tip of 4<sup>th</sup> brown leaf from top in front of King's face**



1

### Three Halfpenny Booklet Stamps

Qty. Seen

Catalogue No: 2C3G  
**Small brown dot over (19)3(5)**



2

Catalogue No: 2C3I  
**Small brown dot in top left quadrant above King's forehead**



5

Catalogue No: 2C3K  
**Small brown dot in lower margin below upright of (TH)R(EE)**



5

### Watermark Inverted

Qty. Seen

Catalogue No: 2C3H  
**Brown dot below stem of 4<sup>th</sup> brown leaf from base in front of King's chin**



2

Catalogue No: 2C3J  
**Small brown dot below (Reve)n(ue)**



1

Catalogue No: 2C3L  
**Large brown dot top margin above (JU)B(ILEE)**



3

### Three Halfpenny Booklet Stamps

### Watermark Inverted

Catalogue No: 2C4A Qty. Seen  
**White dot over (P)o(stage)**



6

Catalogue No: 2C4B Qty. Seen  
**White dot over (P)o(stage) retouched**



1

Catalogue No: 2C4C  
**Brown mark top left of (PEN)C(E)  
 and brown dot in centre serif of (PENC)E**



4

Catalogue No: 2C4D  
**Double brown dot to right of (193)5**  
 (Same pane as 2C2H)



7

Catalogue No: 2C4E  
**Brown line extends from right  
 frame into margin above (Revenue)**



2

Catalogue No: 2C4F  
**Large brown dot at top left  
 of (JUB)I(LEE)**  
 (Same pane as 2C3H)



7

Catalogue No: 2C4G  
**Small brown dot below second  
 brown leaf in front of King's face**



2

Catalogue No: 2C4H  
**Brown diagonal "dart" attached to  
 inside base of left arm of (SIL)V(ER)**



4



## Three Halfpenny Booklet Stamps

Catalogue No: 2C4I

Qty. Seen

**Large brown dot in lower margin  
below large figure 1 at left**



2

Catalogue No: 2C4K

**Small brown dot inside curve  
of (J)U(BILEE) at right**



2

Catalogue No: 2C4M

**Small white dot below  
R(venue)**



2

## Watermark Inverted

Catalogue No: 2C4J

Qty. Seen

**Disturbance (?retouch)  
below (Reven)ue**



2

Catalogue No: 2C4L

**Small brown dot inside  
top left of (JUBI)L(EE)**



1

## Three Halfpenny Booklet Stamps

## Watermark Inverted

*No mint/unused copies of these varieties had been found at the date of compilation*

Catalogue No: 2C4W  
**White diagonal mark  
 between (JUBIL)EE**

Qty. Seen



1


Catalogue No: 2C4X  
**Small white dot follows (JUBILE)E and  
 screening dot missing from J(UBILEE)**  
 (Not NCom 12c)

Qty. Seen



1

Catalogue No: 2C4Y  
**Large brown dot to left of  
 right foot of (PE)N(CE)**



1

Catalogue No: 2C4Z  
**Small brown dot in tail of figure  
 2 at right**  
 (Not 2C1E)

Qty. Seen



1


## Three Halfpenny Booklet Stamps

Catalogue No: 3C1A Qty. Seen  
**White spot on lower serif of  
 (JUBIL)E(E)**



6

Catalogue No: 3C1C  
**Brown mark between  
 (SILVE)R J(UBILEE)**



2

Catalogue No: 3C1E  
**Right slanting diagonal line  
 from foot of (PE)N(CE)**



4

Catalogue No: 3C1G  
**Small white diagonal line  
 between (JUBI)LE(E)**



1

## Watermark Upright

Catalogue No: 3C1B Qty. Seen  
**Large white dot after (JUBILE)E**  
 (SG Spec NCom 12c)



5

Catalogue No: 3C1D  
**Small white dot at top of  
 Upper part of (PE)N(CE)**  
 (Cylinder 66)



5

Catalogue No: 3C1F  
**Short diagonal line in top of  
 Left arm of (SIL)V(ER)**  
 (Cylinder 30)



4

Catalogue No: 3C1H  
**"Bite" out of lower edge of 2<sup>nd</sup> brown  
 leaf from top in front of King's face**



7

## Three Halfpenny Booklet Stamps

Catalogue No: 3C1I Qty. Seen  
**Large brown dot in top margin  
 above upright of (SILV)E(R)**



2

Catalogue No: 3C1K  
**Short brown line rising left to  
 right below P(ostage)**



2

Catalogue No: 3C1M  
**Brown dot in lower margin  
 below (H)AL(F)**



3

Catalogue No: 3C1O  
**Small diagonal brown line in  
 lower margin below upright  
 of (TH)R(EE)**



2

## Watermark Upright

Catalogue No: 3C1J Qty. Seen  
**White dot below right of (193)5**



4

Catalogue No: 3C1L  
**Vertical line from lower serif  
 of (PENC)E to base of stamp**



1

Catalogue No: 3C1N  
**White mark below left  
 serif of T(HREE)  
 (Cylinder 58)**



2

Catalogue No: 3C1P  
**Short horizontal brown line  
 across inside base of (J)U(BILEE)**



4

### Three Halfpenny Booklet Stamps

### Watermark Upright

Catalogue No: 3C2A  
**Prominent brown dot joins base of letters HA(LF)**



7

Catalogue No: 3C2B  
**Large brown dot on 6<sup>th</sup> perforation tooth from top opposite (193)5 (Cylinder 66)**




6

Catalogue No: 3C2C  
**Light area (?Retouch) over lower serif of (JUBI)L(EE)**



2

Catalogue No: 3C2D  
**Horizontal brown line in top of S(ILVER) extends across gutter from right side of stamp one**



4

Catalogue No: 3C2E  
**Two brown dots between (J)UB(ILEE)**



1

Catalogue No: 3C2F  
**Break in base line below (HAL)F(PENNY)**



1

Catalogue No: 3C2G  
**Small brown dot outside bottom left corner**



1

Catalogue No: 3C2H  
**Retouch (similar to 1d cylinder 37) below (JUBIL)E(E)**



4

## Three Halfpenny Booklet Stamps

Catalogue No: 3C2I Qty. Seen  
**Brown dot below (Po)st(age)**



3

Catalogue No: 3C2K  
**Brown dot below tip of 3<sup>rd</sup> brown leaf from base in front of King's face**



4

Catalogue No: 3C2M  
**Break in top line over (SILV)E(R)**



1

Catalogue No: 3C2O  
**Large brown dot attached to right side of top of leaf stem in front of King's face**



4

## Watermark Upright

Catalogue No: 3C2J Qty. Seen  
**White spur rear of (PEN)C(E)**



7

Catalogue No: 3C2L  
**Brown dot in top margin over (JUBIL)E(E)**



2

Catalogue No: 3C2N  
**Brown dot at end of 4<sup>th</sup> brown leaf from top in front of King's face**



4

Catalogue No: 3C2P  
**Two small white dots beneath (S)I(LVER)**



1

## Three Halfpenny Booklet Stamps

Catalogue No: 3C2Q Qty. Seen  
**White mark over (R)e(venue)**



4

## Watermark Upright

Catalogue No: 3C2R Qty. Seen  
**Small brown "star" between (SILVE)R J(UBILEE)**



3

Catalogue No: 3C2S  
**Minute brown dot in lower right corner of small figure 1 of right hand value tablet**  
 (Same pane as 3C4I)




5

### Three Halfpenny Booklet Stamps

### Watermark Upright

Catalogue No: 3C3A  
**Coloured mark over (HA)L(F)  
 and coloured mark in left  
 margin opposite crown**  
 Qty. Seen  
**2**



Catalogue No: 3C3B  
**Break in inner brown  
 line over (SILVE)R**  
 Qty. Seen  
**2**



Catalogue No: 3C3C  
**Coloured mark in top of  
 left arm of (SIL)V(ER)**



4

Catalogue No: 3C3D  
**Tiny brown spur in left margin  
 by S(ILVER) and small brown  
 mark below H(ALF)**  
 (Cylinder 59)  
 Qty. Seen  
**4**



Catalogue No: 3C3E  
**Vertical brown line in lower  
 margin below (TH)R(EE)**



1

Catalogue No: 3C3F  
**Brown dot in top margin  
 over (S)I(LVER)**




1

Catalogue No: 3C3G  
**Brown dot below left side  
 of crown under fleur-de-lis**



1

Catalogue No: 3C3H  
**Small brown dot above 4<sup>th</sup> brown  
 leaf from base in front of King's  
 moustache**



1



### Three Halfpenny Booklet Stamps

### Watermark Upright

Catalogue No: 3C3I  
**Brown dot in lower margin below (THR)E H(ALF)**



6

Catalogue No: 3C3J  
**Brown dot in margin above (SILVE)R J(UBILEE)**  
 (Same pane as 3C1N on Cylinder 58)



2

Catalogue No: 3C3K  
**Large brown dot adjacent to base of diagonal of (PE)N(CE)**



2

Catalogue No: 3C3L  
**Left supporting column of crown is broken**



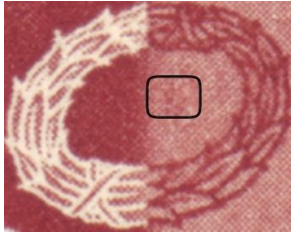
1

### Three Halfpenny Booklet Stamps

### Watermark Upright


Catalogue No: 3C4A  
**Retouch in wreath**

Qty. Seen



6

Catalogue No: 3C4C  
**Barb extends from base of lower serif of (P)E(NCE)**



3

Catalogue No: 3C4E  
**Two brown marks below P(ostage)**



1

Catalogue No: 3C4G  
**Brown dot between second and third brown leaves in front of King's face**



2

Catalogue No: 3C4B  
**"Comet" between (SILV)ER**

Qty. Seen



4

Catalogue No: 3C4D  
**Vertical brown line extends down from (SILVE)R to portrait oval**




1

Catalogue No: 3C4F  
**Small brown dot in lower margin below H(ALF)**



1

Catalogue No: 3C4H  
**Brown dot on inner frame over JU(BILEE)**



3

## Three Halfpenny Booklet Stamps

Catalogue No: 3C4I

**Brown dot below right of  
wreath**

Qty. Seen



4

Catalogue No: 3C4K

**Small break in lower frame  
line below (P)EN(CE)**

5



## Watermark Upright

Catalogue No: 3C4J

**Brown dot attached  
to base of upright of  
(HA)L(F)**

Qty. Seen



4

Catalogue No: 3C4L

**Small brown dot between  
(SILV)ER**

5

